


Agenda

- Update on General Fund Budget
- Next Steps

Budget Progress



General Fund Summary

USD in Millions

2018 19 Financial Summary	Forecast 2017 18	Analysis 2018 19	Change
Beginning Balance	\$ 20.0	\$ 23.3	16%
Total Revenue	601.7	608.7	
Total Resources	\$ 621.7	\$ 632.0	2%
Total Expenses	598.4	607.7	2%
Total Expenses	\$ 598.4	\$ 607.7	
Ending Balance/Reserve	\$ 23.3	\$ 24.3	5%
<i>% of Revenue</i>	4%	4%	

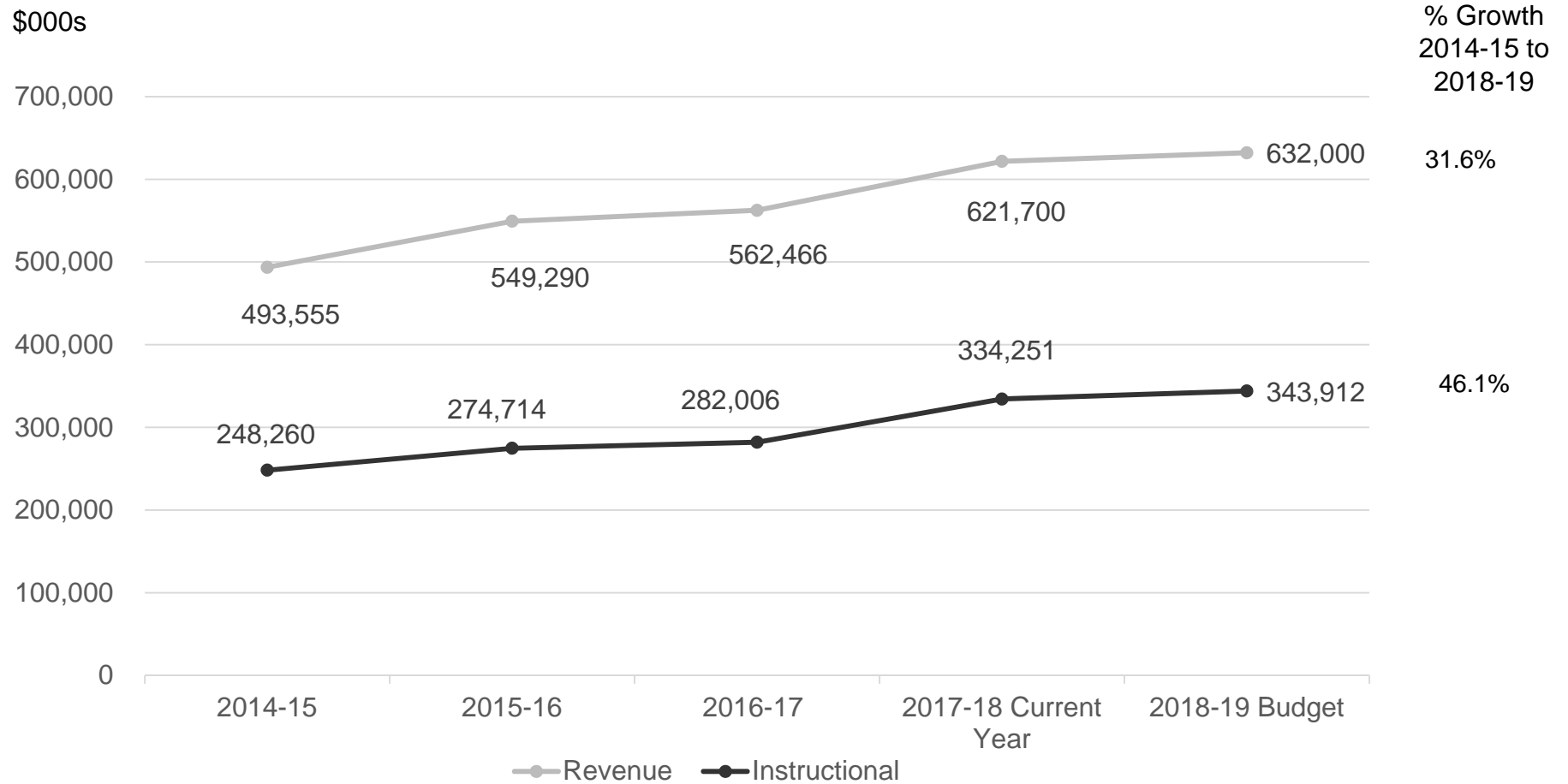
Contingency Trend

- 4% = 24M
- Equivalent to about 15 days of district spending
- Monthly Payroll = \$30M

5%= 2021 Board Goal

Revenue vs Instructional Spend

FY2014-15 to FY2018-19



Update: Foundational Staffing

Prior to allocation of contingency FTE

The new staffing model ensures staff follow the students, allocates necessary staff for each classroom and adjusts for high need schools.

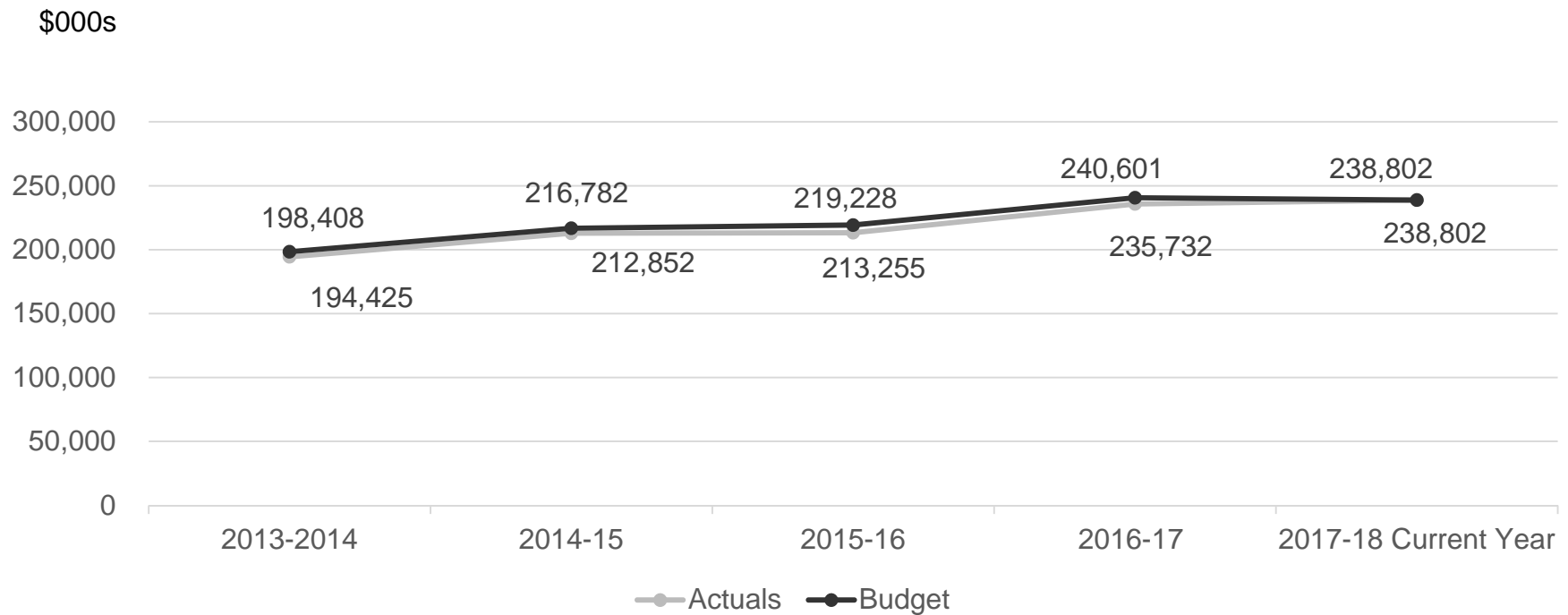
= or ↑ FTE	FTE due to enrollment	FTE due to model change*	Analysis Required
57% have consistent or increased Staffing	30% have a decrease in FTE equal or less than enrollment decrease	13% have a decrease in FTE due to shift of equity \$ and classroom staffing to higher need schools	0%

* All schools in this category have a lower HU student population (less than 20%).

Centrally Administered School Resources

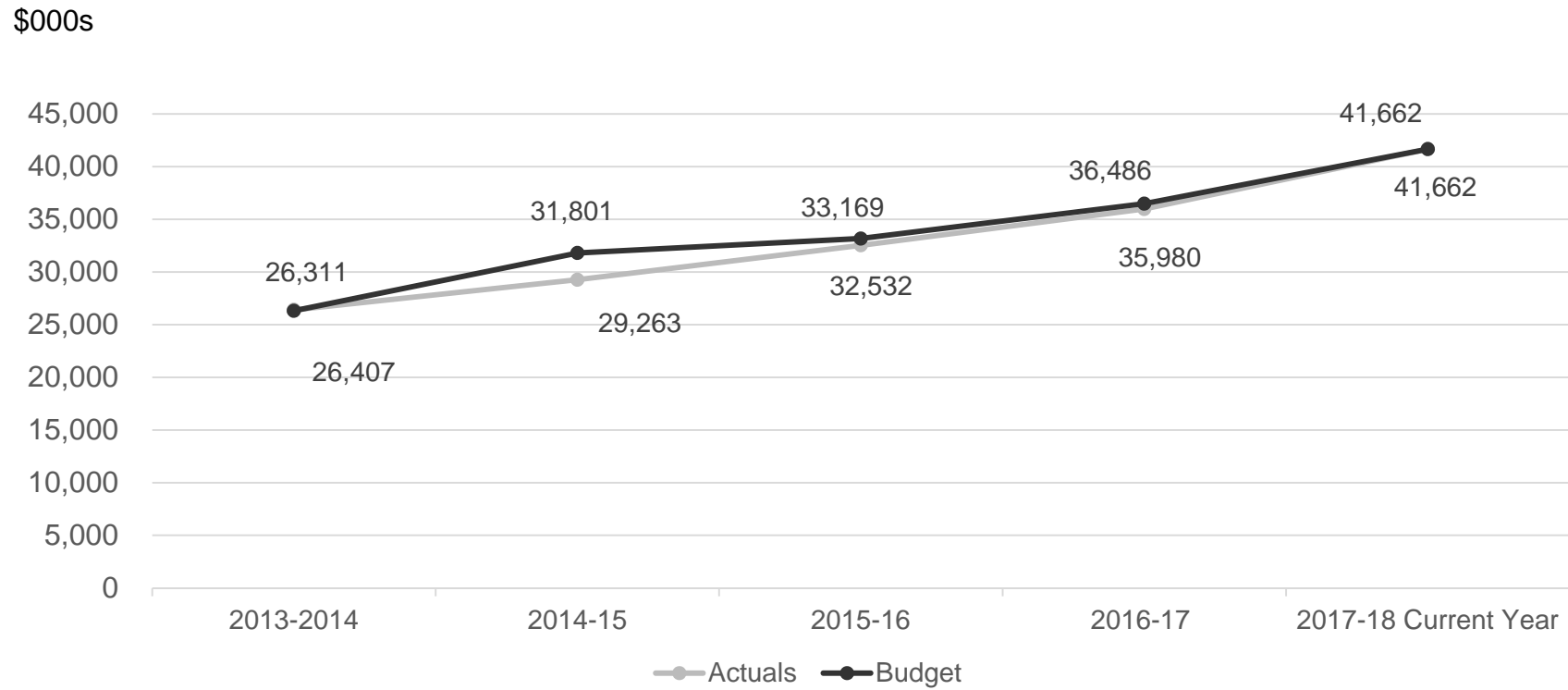
- Special Education = \$63M
- Facilities and Asset Management \$47M
- Transportation = \$20M

5 Year Trend – Centrally Administered School Resources



Actual to Budget Variance	
2013 2014	2014

5 Year Trend – Central Office



Actual to Budget Variance				
2013 2014	2014 15	2015 16	2016 17	2017 18 Current Year
\$97	(\$2,537)	(\$637)	(\$506)	NA
0.4%	8.0%	1.9%	1.4%	NA

Negative #s = less than budget was spent

Central Office

- Budget process and Guadalupe's direction
- Contracted services
- Total Roll up
 - Variance to target
 - Progress closing gap
 - Reductions and Adds

Additional Needs

USD in Millions

Class Size Overage	\$	2.9
Multi Tiered Systems of Support		2.0
Two Additional School Days		1.0
Middle School Transition		1.9
Bus Contract Expiration		1.2
City Ends Bus Ticket Subsidy		0.7
State Outdoor School Funding		(1.0)
Grant Shortfalls		TBD
Total Additional	\$	8.7

Next Steps